



INSPIRED BY
EFFICIENCY



INTERROLL DRUM MOTORS

HYGIENIC, ENERGY EFFICIENT AND SPACE SAVING



INTERROLL DRUM MOTOR 80i

Product Features

- Hardened steel helical spur gears
- Reinforced shaft for SL above 21.38"
- Single-rated voltage
- 3-phase AC induction motor
- Salt-water-resistant aluminum bearing housing
- Integral motor protection
- Maintenance-free
- Lifetime lubricated
- Reversible
- Low noise

Typical Applications

- Small feed conveyors with high-duty cycles
- Packaging equipment
- Dynamic weighing equipment
- X-ray security scanning systems
- Pharmaceutical handling
- Food processing
- Steel or plastic modular belt applications
- Dry, wet and wash-down applications

Technical Data

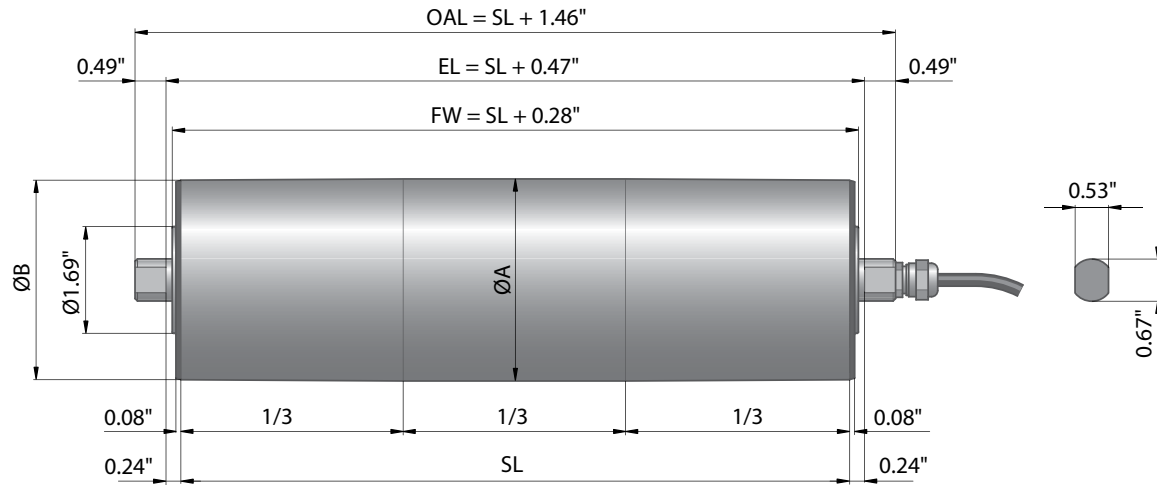
Motor data

Motor type	Asynchronous squirrel cage motor, IEC 34 (VDE 0530)
Insulation class of motor windings	Class F, IEC 34 (VDE 0530)
Voltage	230/480 V $\pm 5\%$ (IEC 34/38) Special voltage on request
Frequency	50/60 Hz
Internal shaft sealing system	Double-lipped oil seal
Protection rate	IP66
Thermal protection	Bi-metal switch
Ambient temperature, 3-phase motor	+41 to +104 °F

General technical data

Max. shell length SL	37.13"
----------------------	--------

Dimensions



Drum motor 80i diameters

Type	$\varnothing A$	$\varnothing B$
80i with crowned shell	3.21"	3.17"
80i with cylindrical shell	3.19"	3.19"
80i with cylindrical shell & key	3.22"	3.22"

Drum motor 80i performance

Phase	Power	Belt speed	Belt pull (LBF)
3	.024 HP	11 ft/min to 20 ft/min	65 to 37
3	.054 HP	24 ft/min to 111 ft/min	68 to 15
3	.094 HP	24 ft/min to 230 ft/min	122 to 13
3	.16 HP	51 ft/min to 230 ft/min	99 to 22

Options

- Numerous gear ratios
- Crowned tubes
- Stainless or carbon steel tubes
- Stainless steel shaft & end caps
- Lagging for friction drive belts
- Lagging for plastic modular belts
- Lagging for thermoplastic non-modular belts
- Sprockets for plastic modular belts
- Keyway for sprockets
- Backstop
- Balancing
- Electromagnetic brake
- Rectifier
- Encoder
- Food-grade oil (EU, FDA and USDA)
- Low temperature oil
- UL/cUL safety certifications
- Non-horizontal mounting (more than $\pm 5^\circ$)
- 2-speed motors
- Mounting brackets
- Variable frequency drive

Notation: OAL = Overall length
SL = Shell length

EL = Effective length between frames
LBF = Pounds of force

FW = Face width



INTERROLL DRUM MOTOR 113s

Product Features

- Techno-polymer planetary gearbox
- Lightweight
- Single-rated voltage
- 3-phase or 1-phase AC induction motor
- Integral motor protection
- Maintenance free
- Lifetime lubricated
- Reversible
- Low noise

Typical Applications

- Light-duty conveyors
- Packaging equipment
- Bottle recycling
- X-ray security scanning systems
- Pharmaceutical handling
- Food processing
- Supermarket check stand conveyors
- Dry, wet and wash-down applications

Technical Data

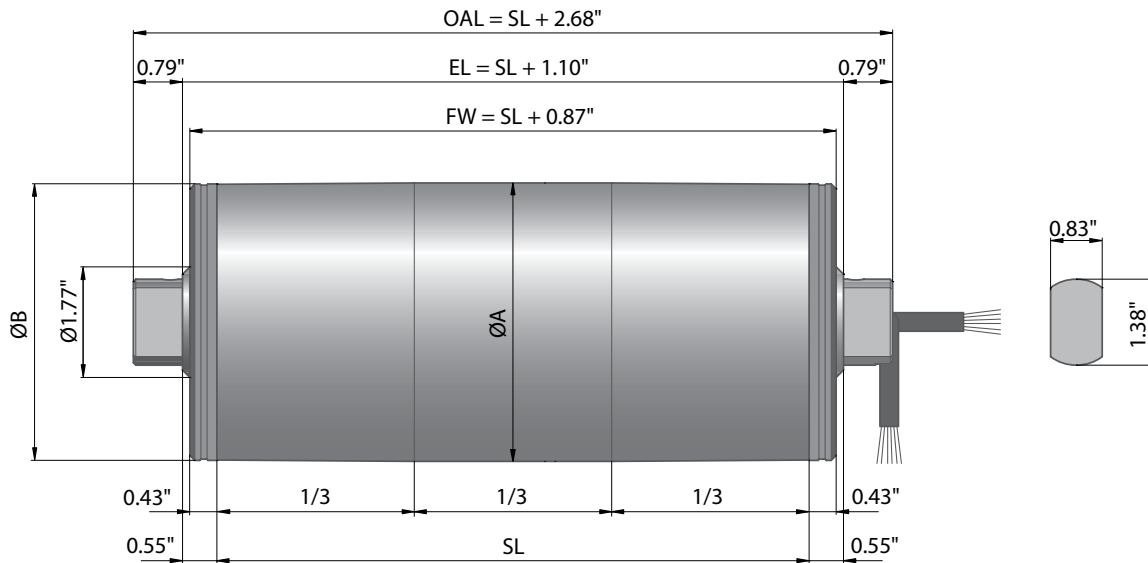
Motor data

Motor type	Asynchronous squirrel cage motor, IEC 34 (VDE 0530)
Insulation class of motor windings	Class F, IEC 34 (VDE 0530)
Voltage	230/480 V $\pm 5\%$ (IEC 34/38) Special voltage on request
Frequency	50/60 Hz
Internal shaft sealing system	Double-lipped oil seal
External shaft sealing system	Deflection seal, NBR
Protection rate	IP66
Thermal protection	Bi-metal switch
Ambient temperature, 3-phase motor	+41 to +104 °F
Ambient temperature, 1-phase motor	+50 to +104 °F

General technical data

Max. shell length SL, crowned	42.91"
Max. shell length SL, cylindrical	42.91"

Dimensions



Drum motor 113s diameters

Type	ØA	ØB
113s with crowned shell	4.46"	4.42"
113s with cylindrical shell	4.46"	4.46"

Drum motor 113s performance

Phase	Power	Belt speed	Belt pull (LBF)
3	0.12 HP	21 ft/min to 163 ft/min	164 to 21
3	0.16 HP	31 ft/min to 245 ft/min	148 to 19
3	0.20 HP	31 ft/min to 245 ft/min	185 to 23
3	0.30 HP	51 ft/min to 145 ft/min	169 to 35

Options

- Numerous gear ratios
- Crowned tubes
- Stainless or carbon steel tubes
- Stainless steel or aluminum shaft caps
- Aluminum or stainless steel end housing
- Lagging for friction drive belts
- Balancing
- Food-grade oil (EU, FDA and USDA)
- Low temperature oil
- UL/cUL safety certifications
- Non-horizontal mounting (more than $\pm 5^\circ$)
- Mounting brackets

Notation: OAL = Overall length
SL = Shell length

EL = Effective length between frames
LBF = Pounds of force

FW = Face width



INTERROLL DRUM MOTOR 113i

Product Features

- Hardened steel helical spur gears
- Reinforced shaft for SL above 33.46"
- Dual voltage with a terminal box
- 3-phase AC induction motor
- Salt-water-resistant aluminum bearing housings
- Integral motor protection
- Maintenance-free
- Lifetime lubricated
- Reversible
- Low noise

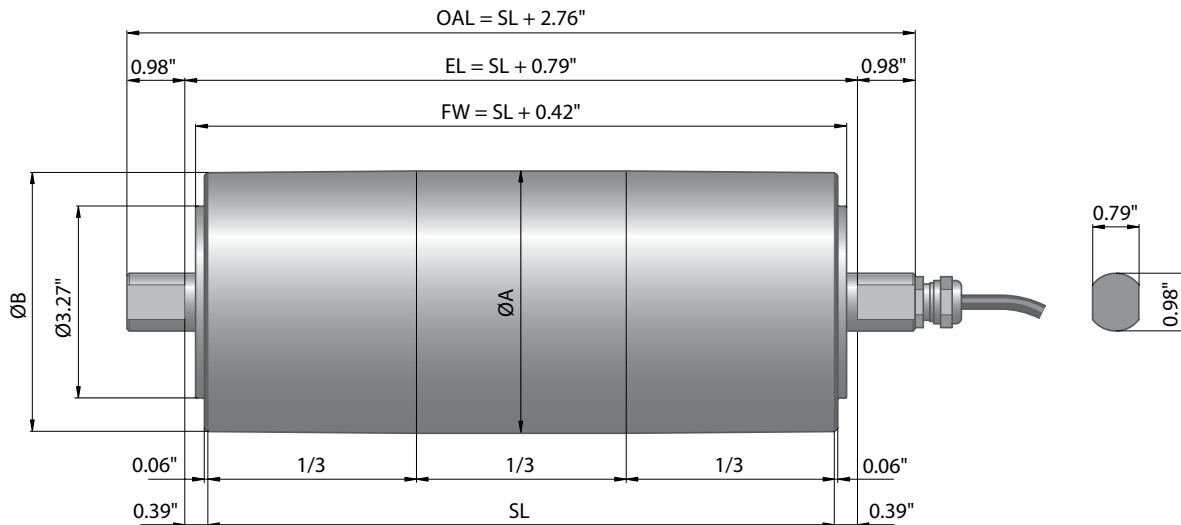
Typical Applications

- Small conveyors with high-duty cycles
- Airport check-in conveyors
- Packaging equipment
- Dynamic weighing equipment
- Metal detectors
- Pharmaceutical handling
- Food processing
- Steel or plastic modular belt applications
- Dry, wet and wash-down applications

Technical Data

Motor data	
Motor type	Asynchronous squirrel cage motor, IEC 34 (VDE 0530)
Insulation class of motor windings	Class F, IEC 34 (VDE 0530)
Voltage	230/480 V ±5% (IEC 34/38) Special voltage on request
Frequency	50/60 Hz
Internal shaft sealing system	Double-lipped oil seal
Protection rate	IP66
Thermal protection	Bi-metal switch
Ambient temperature, 3-phase motor	+41 to +104 °F
General technical data	
Max. shell length SL	47.24"

Dimensions & Performance



Drum motor 113i diameters

Type	$\varnothing A$	$\varnothing B$
113i with crowned shell	4.47"	4.41"
113i with cylindrical shell	4.41"	4.41"
113i with cylindrical shell & key	4.45"	4.45"

Drum motor 113i performance

Phase	Power	Belt speed	Belt pull (LBF)
3	0.20 HP	44 ft/min to 171 ft/min	146 to 37
3	0.24 HP	29 ft/min to 115 ft/min	255 to 67
3	0.30 HP	91 ft/min to 355 ft/min	102 to 27
3	0.50 HP	80 ft/min to 356 ft/min	194 to 44

Options

- Numerous gear ratios
- Crowned tubes
- Stainless or carbon steel tubes
- Stainless steel shaft & end caps
- Lagging for friction drive belts
- Lagging for plastic modular belts
- Lagging for thermoplastic non-modular belts
- Sprockets for plastic modular belts
- Keyway for sprockets
- Backstop
- Balancing
- Electromagnetic brake
- Rectifier
- Encoder
- Food-grade oil (EU, FDA and USDA)
- Low temperature oil
- UL/cUL safety certifications
- Non-horizontal mounting (more than $\pm 5^\circ$)
- 2-speed motors
- Mounting brackets
- Variable frequency drive
- Terminal box or 10' cable

Notation: OAL = Overall length
 SL = Shell length

EL = Effective length between frames
 LBF = Pounds of force

FW = Face width



INTERROLL DRUM MOTOR 138i

Product Features

- Hardened steel helical spur gears
- Reinforced shaft for SL above 35.43"
- Dual voltage with a terminal box
- 3-phase AC induction motor
- Salt-water-resistant aluminum bearing housings
- Integral motor protection
- Maintenance-free
- Lifetime lubricated
- Reversible
- Low noise

Typical Applications

- Conveyors with high-duty cycles
- Transport conveyors
- Logistics applications
- Airport check-in conveyors
- Portable applications
- Food processing
- Steel or plastic modular belt applications
- Dry, wet and wash-down applications

Technical Data

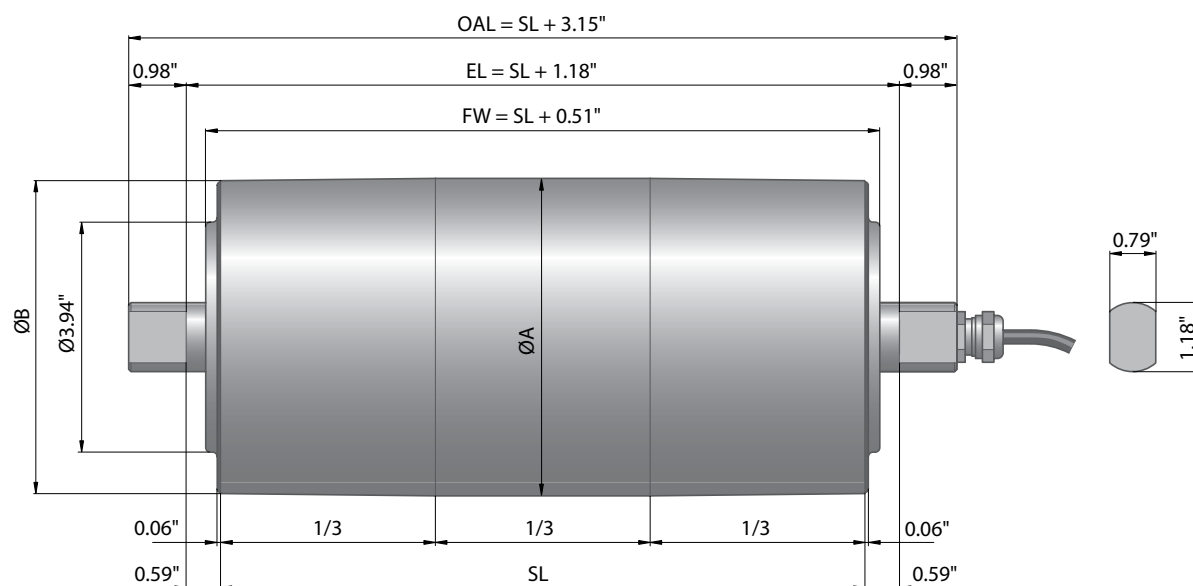
Motor data

Motor type	Asynchronous squirrel cage motor, IEC 34 (VDE 0530)
Insulation class of motor windings	Class F, IEC 34 (VDE 0530)
Voltage	230/480 V $\pm 5\%$ (IEC 34/38) Special voltage on request
Frequency	50/60 Hz
Internal shaft sealing system	Double-lipped, FPM or NBR
Protection rate	IP66
Thermal protection	Bi-metal switch
Ambient temperature, 3-phase motor	+41 to +104 °F

General technical data

Max. shell length SL	62.99"
----------------------	--------

Dimensions



Drum motor 138i diameters

Type	ØA	ØB
138i with crowned shell	5.43"	5.35"
138i with cylindrical shell	5.35"	5.35"
138i with cylindrical shell & key	5.39"	5.39"

Drum motor 138i performance

Phase	Power	Belt speed	Belt pull LBF
3	0.25 HP	15 ft/min to 45 ft/min	452 to 163
3	0.34 HP	20 ft/min to 61 ft/min	465 to 167
3	0.50 HP	31 ft/min to 228 ft/min	473 to 69
3	0.75 HP	67 ft/min to 378 ft/min	340 to 61
3	1.00 HP	37 ft/min to 236 ft/min	446 to 134
3	1.34 HP	75 ft/min to 378 ft/min	541 to 113

Options

- Numerous gear ratios
- Crowned tubes
- Stainless or carbon steel tubes
- Stainless steel shaft & end caps
- Lagging for friction drive belts
- Lagging for plastic modular belts
- Lagging for thermoplastic non-modular belts
- Sprockets for plastic modular belts
- Keyway for sprockets
- Backstop
- Balancing
- Electromagnetic brake
- Rectifier
- Encoder
- Food-grade oil (EU, FDA and USDA)
- Low temperature oil
- UL/cUL safety certifications
- Non-horizontal mounting (more than $\pm 5^\circ$)
- 2-speed motors
- Mounting brackets
- Variable frequency drive
- Terminal box or 10' cable

Notation: OAL = Overall length
SL = Shell length

EL = Effective length between frames
LBF = Pounds of force

FW = Face width



INTERROLL DRUM MOTOR 165i

Product Features

- Hardened steel helical spur gears
- Reinforced shaft for SL above 39.37"
- Dual voltage with a terminal box
- 3-phase AC induction motor
- Salt-water-resistant aluminum bearing housings
- Integral motor protection
- Maintenance-free
- Lifetime lubricated
- Reversible
- Low noise

Typical Applications

- Conveyors with high-duty cycles
- Logistics applications
- Airport and postal conveyors
- Warehouse loading conveyors
- Telescopic conveyors
- Agricultural plants
- Food processing
- Steel or plastic modular belt applications
- Dry, wet and wash-down applications

Technical Data

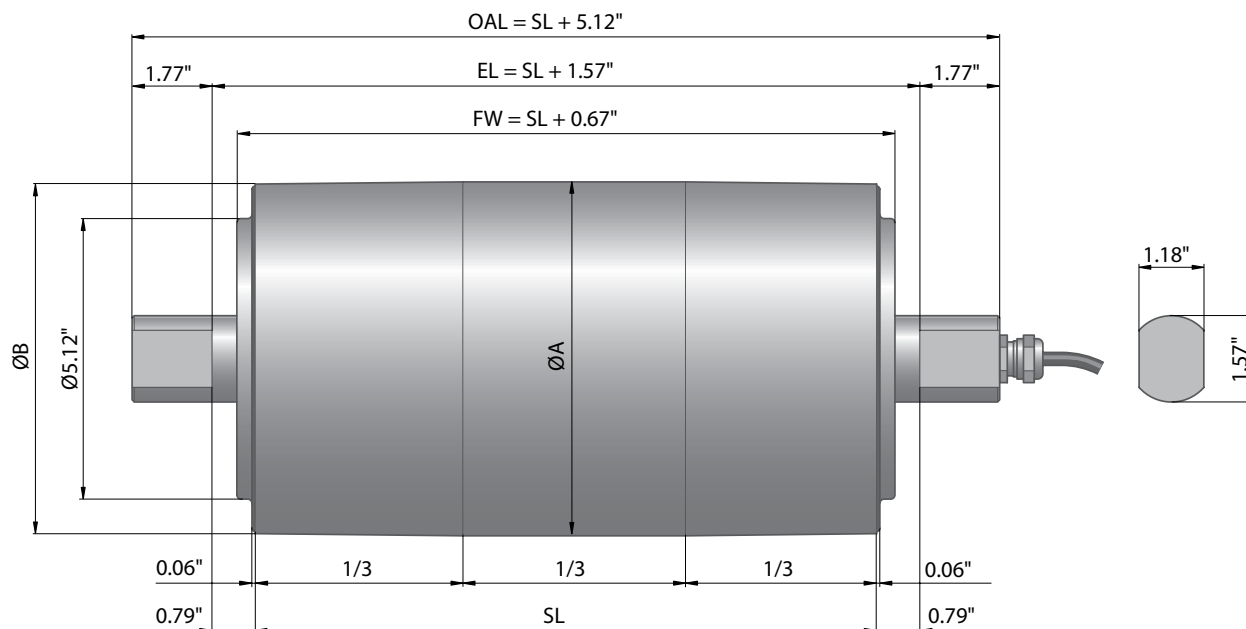
Motor data

Motor type	Asynchronous squirrel cage motor, IEC 34 (VDE 0530)
Insulation class of motor windings	Class F, IEC 34 (VDE 0530)
Voltage	230/480 V $\pm 5\%$ (IEC 34/38) Special voltage on request
Frequency	50/60 Hz
Internal shaft sealing system	Double-lipped, FPM or NBR
Protection rate	IP66
Thermal protection	Bi-metal switch
Ambient temperature, 3-phase motor	+41 to +104 °F

General technical data

Max. shell length SL	62.99"
----------------------	--------

Dimensions



Drum motor 165i diameters

Type	$\varnothing A$	$\varnothing B$
165i with crowned shell	6.46"	6.38"
165i with cylindrical shell	6.38"	6.38"
165i with cylindrical shell & key	6.38"	6.38"

Drum motor 165i performance

Phase	Power	Belt speed	Belt pull LBF
3	0.50 HP	20 ft/min to 36 ft/min	776 to 433
3	0.75 HP	27 ft/min to 139 ft/min	798 to 162
3	1.00 HP	37 ft/min to 222 ft/min	848 to 187
3	1.50 HP	49 ft/min to 394 ft/min	956 to 120
3	2.00 HP	69 ft/min to 228 ft/min	838 to 279
3	3.00 HP	93 ft/min to 465 ft/min	991 to 201

Options

- Numerous gear ratios
- Crowned tubes
- Stainless or carbon steel tubes
- Stainless steel shaft & end caps
- Lagging for friction drive belts
- Lagging for plastic modular belts
- Lagging for thermoplastic non-modular belts
- Sprockets for plastic modular belts
- Keyway for sprockets
- Backstop
- Balancing
- Electromagnetic brake
- Rectifier
- Encoder
- Food-grade oil (EU, FDA and USDA)
- Low temperature oil
- UL/cUL safety certifications
- Non-horizontal mounting (more than $\pm 5^\circ$)
- 2-speed motors
- Mounting brackets
- Variable frequency drive
- Terminal box or 10' cable

Notation: OAL = Overall length
 SL = Shell length

EL = Effective length between frames
 LBF = Pounds of force

FW = Face width



Interroll is the most global provider of core products for material handling solutions. Headquartered in Sant'Antonino Switzerland, Interroll is present in more than 30 countries.

Additional sales contacts and addresses are available by visiting www.interroll.com

USA Manufacturing Center

Interroll Corporation
3000 Corporate Drive
Wilmington, NC 28405
Telephone: 910-799-1100
us.sales@interroll.com

Interroll reserves the right to modify the technical characteristics of all its products at any time.

Technical information, dimensions, data and characteristics are provided for reference only.

All products designed and manufactured in the United States of America.